

WS T. Bailey Multi-Asset Growth Fund

Before making an investment you should ensure that you have read and understood the relevant Key Investor Information document. This can be found on [our website](#). Please ensure you read the important information/risk warnings section on the last page of this document. Waystone Management (UK) Limited is the Authorised Fund Manager (AFM).

OBJECTIVE

To deliver a real return of UK inflation (CPI) plus 4% per annum over Rolling Periods of 5 years after deduction of fees.

Although the Fund aims to outperform the CPI plus 4% per annum over Rolling Periods of 5 years capital invested is, in fact, at risk and there is no guarantee that a positive return will be generated over that time period or any other time period.

FUND MANAGERS



Elliot Farley. A Warwick University mathematics graduate with over twenty years' experience in the fund management industry. He has worked with the T. Bailey Funds since 2000 having previously been an ACA with Deloitte.



Ben Ridley. Over the last 25 years, Ben has managed global equity funds at TT International, Meditor Capital, Morgan Stanley and M&G. He has a masters degree in Politics from the University of Edinburgh, holds the IIMR and is a Member of the CISI.

KEY FACTS

Fund Size	£41.0m
Sector	IA Mixed Investment 40% - 85% Shares
Launch Date	21/02/2022
Liquidity	Daily
Pricing Frequency	Daily
Settlement	T+4
Single Priced	Yes
Initial Fee	Nil
Exit Fee	Nil
Performance Fee	Nil
AFM	Waystone Management (UK) Ltd

CUMULATIVE PERFORMANCE AFTER ALL ONGOING CHARGES TO LAST VALUATION POINT IN FEBRUARY 2025

	3 months	1 year	2 years	3 years	Since Launch
WS T. Bailey Multi-Asset Growth F Acc	1.81%	8.26%	8.17%	5.82%	5.81%
CPI plus 4% per annum	0.85%	6.12%	14.12%	31.00%	31.00%

QUARTER-END DISCRETE PERFORMANCE: 12 MONTHS ENDED LAST VALUATION POINT IN DECEMBER

	2023	2024
WS T. Bailey Multi-Asset Growth F Acc	1.60%	7.28%
CPI plus 4% per annum	8.14%	6.59%

PERFORMANCE SINCE LAUNCH



Total Return, Bid to Bid (with the exception of any charge taken by your Financial Adviser). Source: T. Bailey/Refinitiv. Past performance is not a reliable indicator of future results. The value of your investment and the income derived from it can go down as well as up and you may not get back the money you invested. The tables and graph shown list the performance of the F Accumulation unit class.

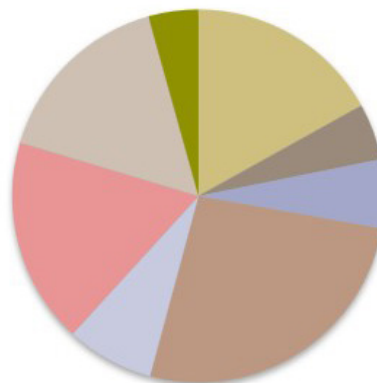
Source: Refinitiv







- WS T. Bailey Multi-Asset Growth Fund F - 5.8%
- CPI Plus 4% per annum - 31.0%

WS T. Bailey Multi-Asset Growth Fund

TOP 10 HOLDINGS

	%
Man GLG High Yield Opportunities	6.7
Man GLG Absolute Value Professional	6.3
Ranmore Global Equity	5.9
iShares S&P 500	4.9
UK Treasury Bond	4.7
iShares USD Treasury	4.6
Royal London Sustainable Leaders	4.4
iShares Physical Gold	4.4
Polar Capital UK Value Opportunities	4.3
First Trust Security	3.9
Sub Total	50.2
Other 15 Holdings	45.5
Cash**	4.3
TOTAL	100.0

ASSET ALLOCATION


	UK Equities*	16.9%
	US Equities*	4.9%
	Japan*	6.0%
	Pacific Basin (ex. Japan)	0.0%
	Global Thematic	26.4%
	Commodities	7.6%
	Diversifiers	17.8%
	Debt	16.0%
	Cash** / Net Fund Income	4.3%

* Excludes regional allocation in Global Thematics

** Includes net exposure of forward foreign exchange contracts.

COMMENTARY

February 2025 underscored significant transformative technological and geopolitical changes affecting global markets. AI development saw continued democratisation with Stanford and Washington University researchers launching the low-cost S1 model, challenging resource-heavy tech giants and elevating the value of proprietary datasets. Meanwhile, US policy volatility under President Trump, including tariff threats and inconsistent economic measures, contributed to market instability, with inflation rising to 3% and the Atlanta Fed's GDPNow model projecting a sharp Q1 contraction in real US GDP. Domestic upheaval followed the Department of Government Efficiency's productivity ultimatums, further eroding economic confidence.

Geopolitical realignments emerged as Europe reassessed US reliability, with Germany's new leadership advocating for increased defence spending and regional autonomy. This skepticism mirrored financial markets' pivot toward non-US assets, taking a chip at the decade-long trend of US equity premium valuations whilst bond markets reflected growth anxieties through yield curve inversion.

Commodities like gold and copper have been strong performers year to date.

Amid these shifts, the strategy for the portfolio has been to emphasise diversification, favouring undervalued non-US assets, defensive sectors like healthcare and insurance, and alternative assets from US treasuries through to selected commodities.

WS T. Bailey Multi-Asset Growth Fund

UNIT CLASS INFORMATION

	Distribution Frequency	Net Yield	AMC	OCF	Min Investment	Subsequent Investment	Regular Savers	Sedol	ISIN
F Inc	Quarterly	1.3%	0.45%	1.14%	£5,000,000	£500	N/A	BPR9SS8	GB00BPR9SS80
F Acc	N/A	1.3%	0.45%	1.14%	£5,000,000	£500	N/A	BPR9SR7	GB00BPR9SR73
S Inc	Quarterly	1.2%	0.60%	1.29%	£1,000	£500	£50pm	BPR9SV1	GB00BPR9SV10
S Acc	N/A	1.2%	0.60%	1.29%	£1,000	£500	£50pm	BPR9ST9	GB00BPR9ST97

How to Invest

As a professional adviser you can invest your clients directly with T. Bailey including general investments, ISAs and Junior ISAs. Alternatively our funds are available on the major platforms, although your clients will be subject to platform fees.

FUND ADMINISTRATOR

- Account & Dealing Enquiries
- Valuations

Waystone Management (UK) Limited

Tel: 0345 922 0044

Email: wtas-investorservices@waystone.com

Web: <https://www.fundsolutions.net/uk/t-bailey/ws-t-bailey-funds>

FUND MANAGER

- Investment Management Enquiries

T. Bailey Asset Management

Tel: 0115 666 0470

Email: contact@tbaileyam.co.uk

Web: tbaileyam.co.uk

Signatory of:



Important Information / Risk Warnings

This document is issued by T. Bailey Asset Management Limited ("TBAM"). This document has been produced for information only and represents the views of TBAM at the time of writing. It should not be construed as investment advice, and no investment decisions should be made without first seeking advice. TBAM do not provide financial advice to private individuals. Full details of the T. Bailey Funds, including charges and risk warnings, are published in the T. Bailey Funds' Prospectus. Investors should read the Prospectus, relevant Key Investor Information document and Supplementary Information document prior to investing. Fund documentation is available at www.tbaileyam.co.uk. The T. Bailey Funds are exposed to global financial markets and are subject to market fluctuations and other risks inherent in such investments. Investments in overseas markets may be affected by changes in exchange rates, which could cause the value of your investment to increase or diminish. The T. Bailey Funds may enter into derivative transactions for efficient portfolio management purposes (including hedging). The value of your investment and the income derived from it can go down as well as up, and you may not get back the money you invested. The total return or loss on equities may fluctuate significantly from year to year, you should therefore regard your investment as medium-to-long term. Past performance is not a reliable indicator of future results. Every effort is taken to ensure the accuracy of the data used in this document but no warranties are given. All sources TBAM unless otherwise stated. TBAM is authorised and regulated by the Financial Conduct Authority No. 190291 and is a member of the Investment Association.

T. Bailey Asset Management Limited. Registered in England and Wales No. 3720372.

Registered Address: 1st Floor, Toll Bar House, Landmere Lane, Edwalton, Nottingham, NG12 4DG